

Autumn 1 - Year 4 - RE - Neighbour

Retrieval Task - week 1 - class discussion

Thinking back to last year, how would you describe this tree? (Mind map around the tree)



powerful

knowledge

Old and strong

God

leafy

big

green

Gives life - oxygen



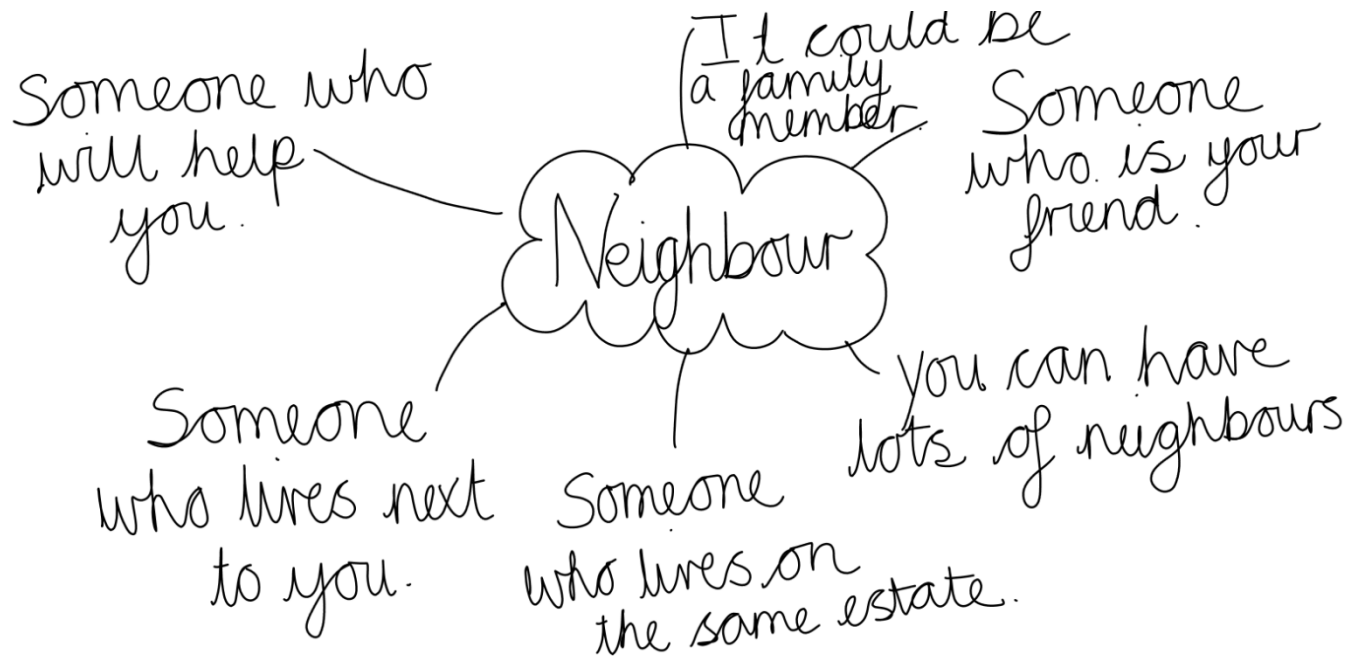
Neighbour - (concept Community)
Step 1 - Communicate

Key question - Who are your neighbours?

Sep/03/2025 02:36 PM 3/3

What does neighbour mean?

- I sit next to Phoebe so we're neighbours - LH
- If you live next door to someone, you are neighbours - LHP
- If you lived in a flat you'd be neighbours with the people above and below you - NC
- People that you live with that are close to you (distance) - FP
- A friend that is just next door - BS



Draw and label a picture of your neighbours.



"This is my neighbour. They like to come over and see my dog."

Draw and label a picture of your neighbours.




Draw and label a picture of your neighbours.



We got locked out of the house my dad went to ask resder for a ladder to clean thore window.

Draw and label a picture of your neighbours.


I come over to rachels housee to look agter her parrot.



Layla

What different things can a tree symbolise?

Retrieval Task - week 2



life - the circle of
life

natural resources

nature

family

luck

calmness

religion

the seasons

peace

strength

Week 2



Neighbour - (concept Community)
Step 2 - Apply

Key question - What do you think a neighbour is?

I think a neighbour is

a safe person that you can
help you when something happens

I think a neighbour is

somebody who help you out
urgent things



Neighbour - (concept Community)
Step 2 - Apply

Key question - What do you think a neighbour is?

I think a neighbour is

Someone who lives next, closer or your family
even if they live far away that we can help if
they need it.



Neighbour - (concept Community)
Step 2 - Apply

Key question - What do you think a neighbour is?

I think a neighbour is

Someone who lives next to you because you
can't help you them or see them if they are
far away.



Neighbour - (concept Community)
Step 2 - Apply

Key question - What do you think a neighbour is?

I think a neighbour is

someone who lives close to
you. This means you can
give help when they need it.



Neighbour - (concept Community)
Step 2 - Apply

Key question - What do you think a neighbour is?

I think a neighbour is

somebody that helps anybody in a
tough situation

Retrieval Task - week 3 - class discussion

Step 3 – Inquire

What does 'symbol' mean? What is the difference between a sign and a symbol?

This is a _____



This is a _____



A sign:

- Tells you what you have to do or what you can find.
- Shows you a funny picture.

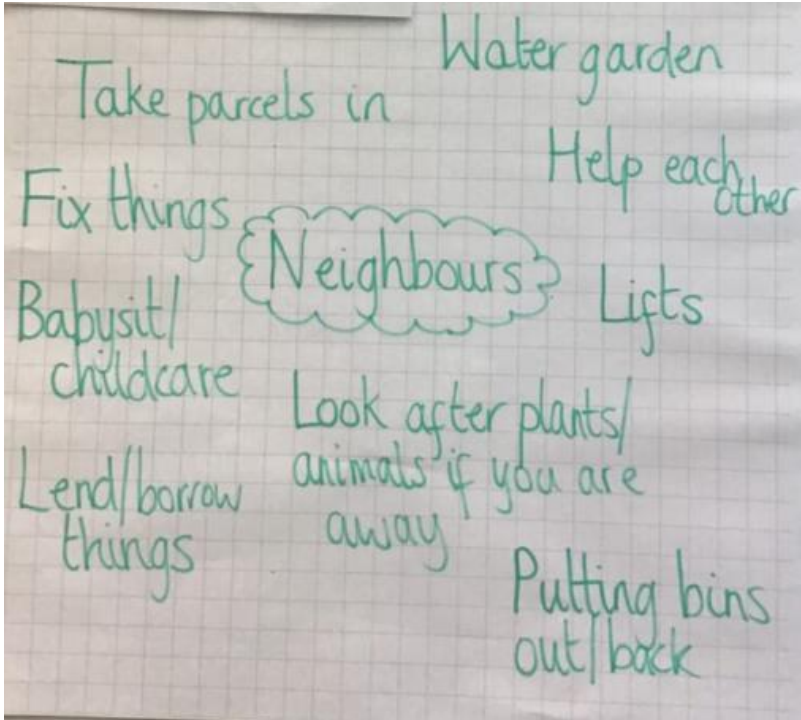
A symbol:

- Shows you an idea or a relationship.
- Shows you a nice picture.



Neighbour – (concept Community)
Step 3 - Inquire

Key question – Why are neighbours in our community important?



Feeding your pets while you're on holiday. (10)

Buying you groceries if you're unwell. (9)

Helping you carry in heavy shopping bags. (4)

Babysitting your younger sibling in an emergency. (8)

Watering your plants when you're away. (1)

Letting you borrow something you need (like some sugar or a football pump). (6)

Throwing your ball back over the fence. (3)

Taking in a parcel when you're not home. (2)

Offering to clear snow/leaves from your path. (5)

Saying hello or waving when you see them. (7)

1 - most helpful
10 - least helpful




Retrieval Task - week 4

- Step 4 – Contextualise.
- How is the symbol of a tree used in different religions? [Story of the Three Trees | Bible.org](#)
- In the Tale of the Three Trees, what were the three trees made into?

TICK 3

- A cross ✓
- A boat ✓
- A house
- A cradle ✓
- A chair
- A table













Neighbour – (concept Community)
Step 4 - Contextualise

Key question – What is the parable of the Good Samaritan?

After listening to the story of The Good Samaritan, children worked in mixed ability pairs to order the events of the story...

The Good Samaritan

Can you match the text to the pictures and stick them in the correct order? Check you have the story set out properly before you stick it down!

| | | | |
|--|---|---|---|
|  |  |  |  |
| One day, a Jewish man went out for a stroll along the road between Jerusalem and Jericho. | Along the way, two bandits jumped out onto the road and stole all the man's belongings. | The bandits stole his clothes, beat him up and left him for dead at the side of the road. | After the next traveller to walk by was a Levite. The Levite's job was to look after the temple in Jerusalem. He did not stop to help the man. He kept walking by. |
|  |  |  |  |
| The next day, a priest walked by and saw the man lying on the ground. But he did not stop to help him. He kept walking by. | Soon, along came a Samaritan who saw the Jew lying on the ground. Samaritans and Jews didn't usually get along at all. They had different beliefs which made them treat each other badly. | But the Samaritan stopped to help the Jewish man. He covered him with his cloak and took the man to a nearby inn. | He paid for medicine and bandages to help the injured man. Even though Samaritans and Jews did not always get along, he showed him kindness and was a true neighbour. |

... then we had a whole class discussion about the story...

What was surprising about the story of the Good Samaritan?

- The Samaritan helped the Jew even though they didn't like each other
- The Samaritan looked after the Jew
- The priest just walked away and didn't help
- The Levite didn't help either

What do you think the message or lesson to be learned from the Good Samaritan is?

- That you should help not matter what
- Even if you don't like someone, you can help
- You should always be kind
- Two wrongs don't make a right

Retrieval Task - week 5

Step 5 – Evaluate

Can you recall why trees are valued?

oxygen
paper
food
part of nature
family tree
life

Step 5 – Evaluate

Can you recall why trees are valued?

climb them,
make furniture.
they give us shelter
gives us oxygen,
make paper

Step 5 – Evaluate

Can you recall why trees are valued?

RE to resemble God
paper
family tree
hope
knowledge
Home
oxygen
good
life

Step 5 – Evaluate

Can you recall why trees are valued?

because animals live there

because trees are a symbol because they give us oxygen
or use

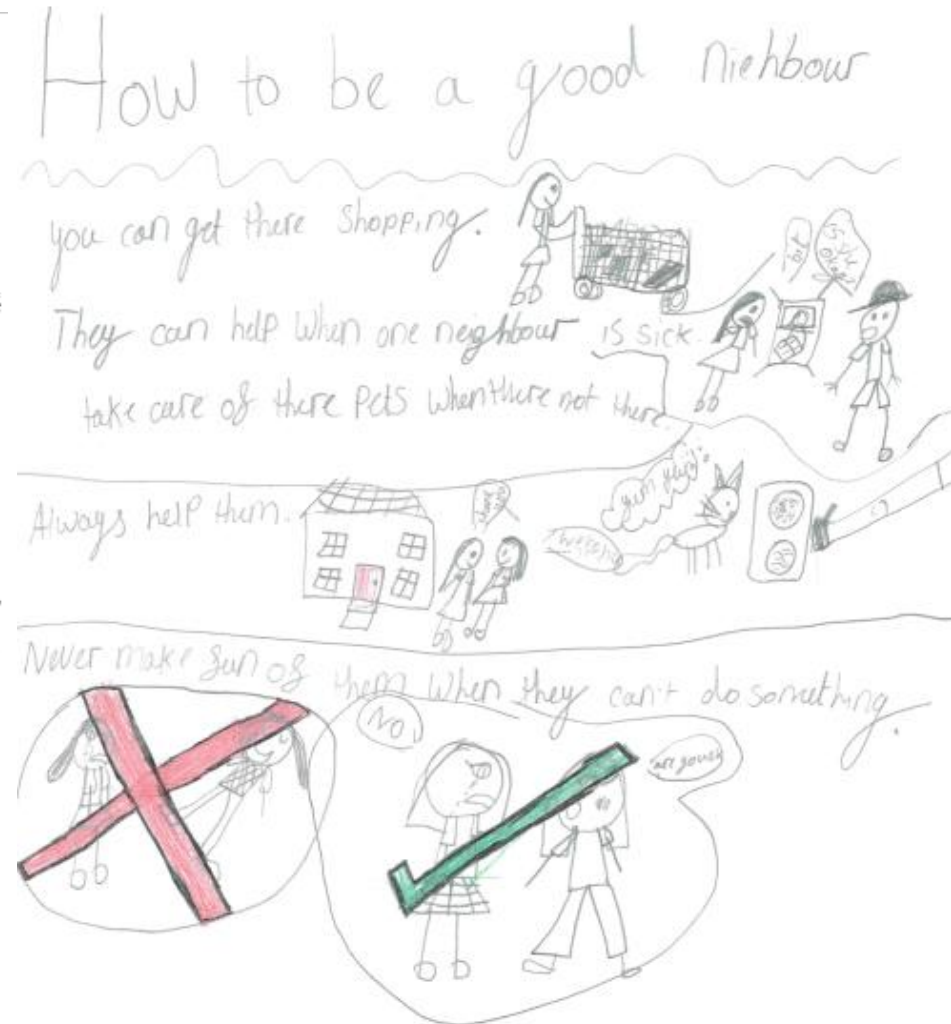
Week 5



Neighbour – (concept Community)
Step 5 - Evaluate

Key question – What does the Good Samaritan teach us?

Children created posters to demonstrate their understanding of what being a good neighbour involves...



Being a good neighbour.

1. looking after each other's pets.

2. buying thoughtful gifts.

3. being kind.

4. Keeping an eye on your house.

5. watering plants & get us.

6. The taking a parcels in.

Draw.



Being a good neighbour.

Neighbourhood

GOOD NEIGHBOURS

looking after pets

going out and getting your medicine if you are unwell

coming in and saying hello

Watering your plants

Being A Good Neighbour ☺👍

27/10/2020



Assessment

Step 1 express creatively as well as describe their response to their own experiences of neighbour and community.

All children were able to discuss what the term neighbour meant to them on a personal level - in school and at home.

All children were able to discuss their own experiences with neighbours - either how they help their neighbours or how they have been helped by neighbours or how they have shown kindness to their neighbours or have received kindness from neighbours.

All children were able to successfully create a poster to explain their understanding of how to be a 'good' neighbour.